

Food web

Teacher notes




**BEAVER
TRUST**

There are two different ways to do this exercise:

- 1** Page two can be printed out and given to your pupils to draw lines connecting the images to show the flow of energy from one picture to another as one thing is consumed by the next.
Hint: it starts with the sun!
- 2** This exercise can also be done physically by cutting out all of the pictures and assigning them to each child. Pieces of string can then be used to represent energy.
Standing in a circle with their pictures, ask the children to connect the sun to the plants, and then the plants with multiple strings to the herbivores, the herbivores to the omnivores/carnivores etc.

Suggested questions to ask:

- 1** How many strings is each child holding - do they have a varied diet, or are they specialists?
- 2** What happens then if you remove the beaver from the food web?
Collect back in the strings that the beaver was connected to, and see how many other creatures are affected as the strings are lost.



Food web



BEAVER
TRUST

Can you draw lines connecting the images on the next page to show the flow of energy from one picture to another as one thing is consumed by the next?


Hint: **energy starts with the sun!**



Robin



Woodpecker



Sun



Frog



Bat



Newt



Lichen, moss & fungi



Plants



Insects



Deer



Beaver



Duck



eel



Watervole



Mouse



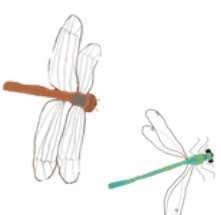
Salmon



Swan



Heron



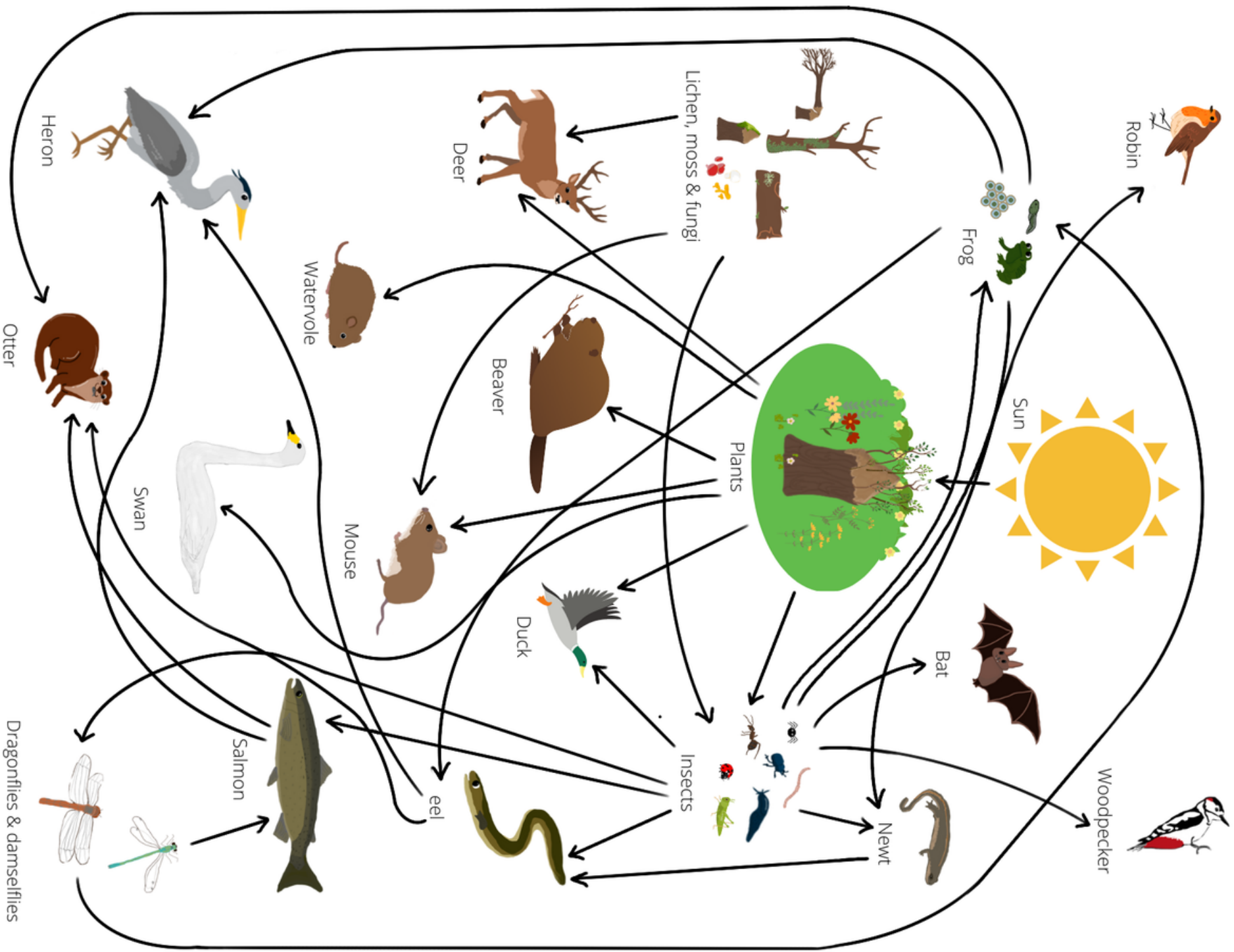
Dragonflies & damselflies



Otter

Food web

Answer sheet



BEAVER TRUST